



# FACULTAD DE INGENIERÍA

---



## *Práctica 9* *Diseño Digital Moderno*

### *Manejo de motores de DC*


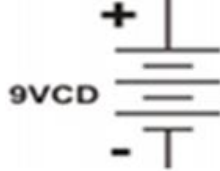










M.I. Norma Elva Chávez Rodríguez

---



# Material requerido




<p>Pila de 9 VCD</p>		
<p>Regulador de Voltaje 7805</p>		
<p>4 leds</p>		
<p>1 C.I L 293D 1 resistencia de 1 K</p>		
<p>1 dipswitch y 2 motores de DC</p>		
<p>1 tarjeta fenólica cable PCB y 2 conectores para 5 cables</p>		



# DRIVER DENTRO DE LA TARJETA FENÓLICA



Dibujar el circuito dentro de la tarjeta

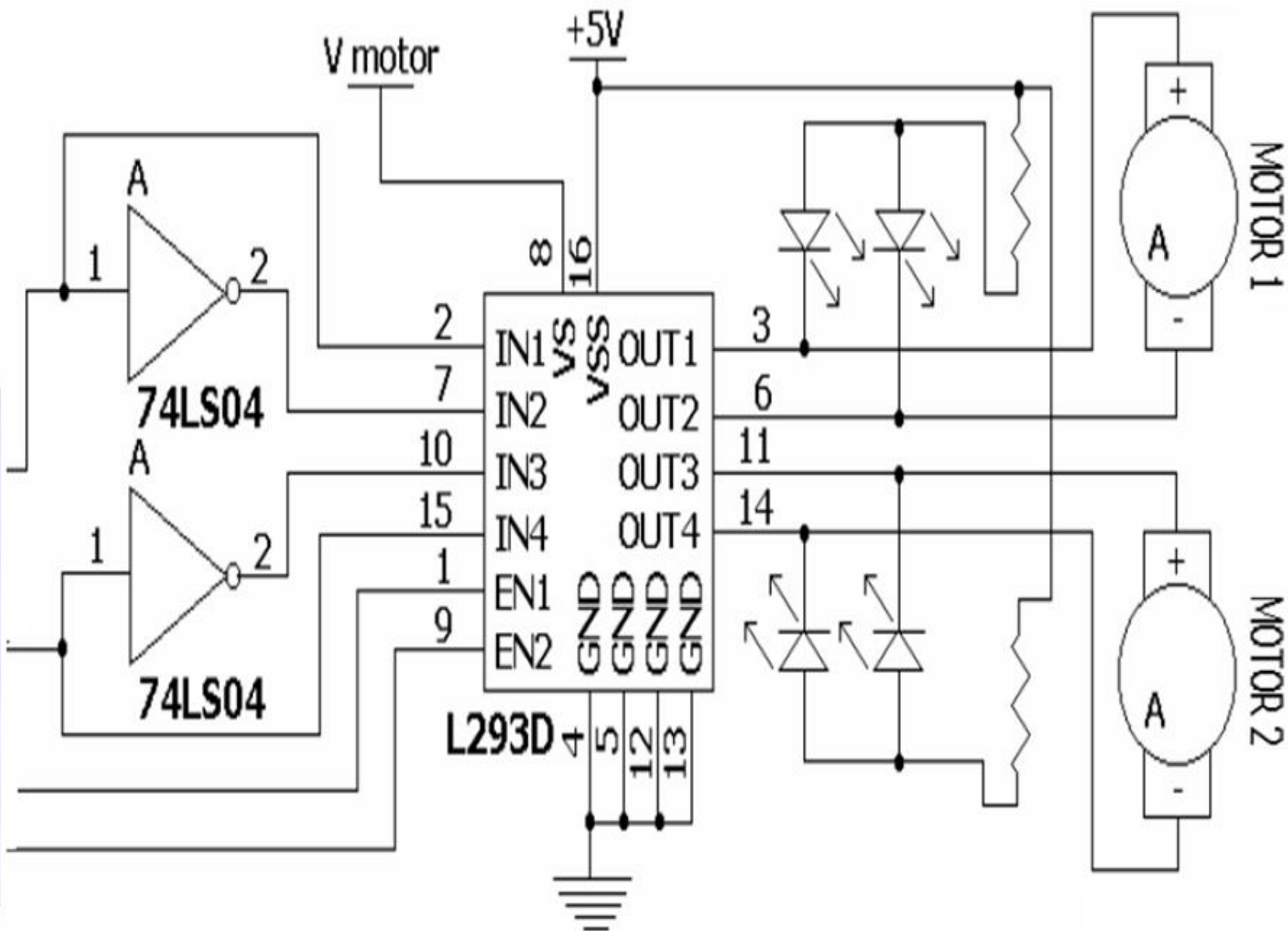


poner el driver dentro de la tarjeta





# DIAGRAMA DE INTERCONEXIONES






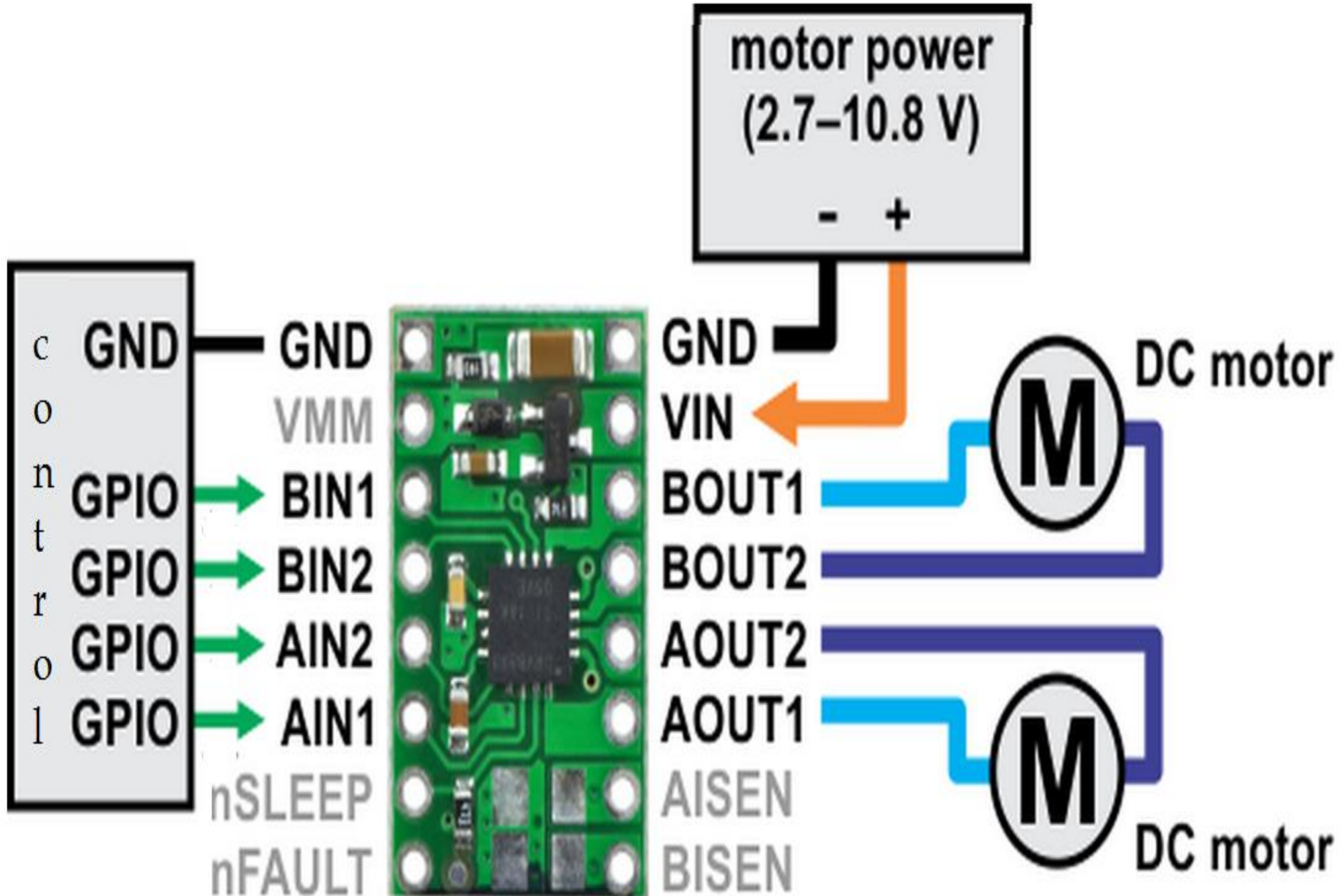


# Controlador dual motor DC

## DRV8833DUAL H-BRIDGE MOTOR DRIVER





# Controlador dual motor DC





# Controlador dual motor DC





# Controlador dual motor DC



## Table 2. H-Bridge Logic

xIN1	xIN2	xOUT1	xOUT2	FUNCTION
0	0	Z	Z	Coast/fast decay
0	1	L	H	Reverse
1	0	H	L	Forward
1	1	L	L	Brake/slow decay