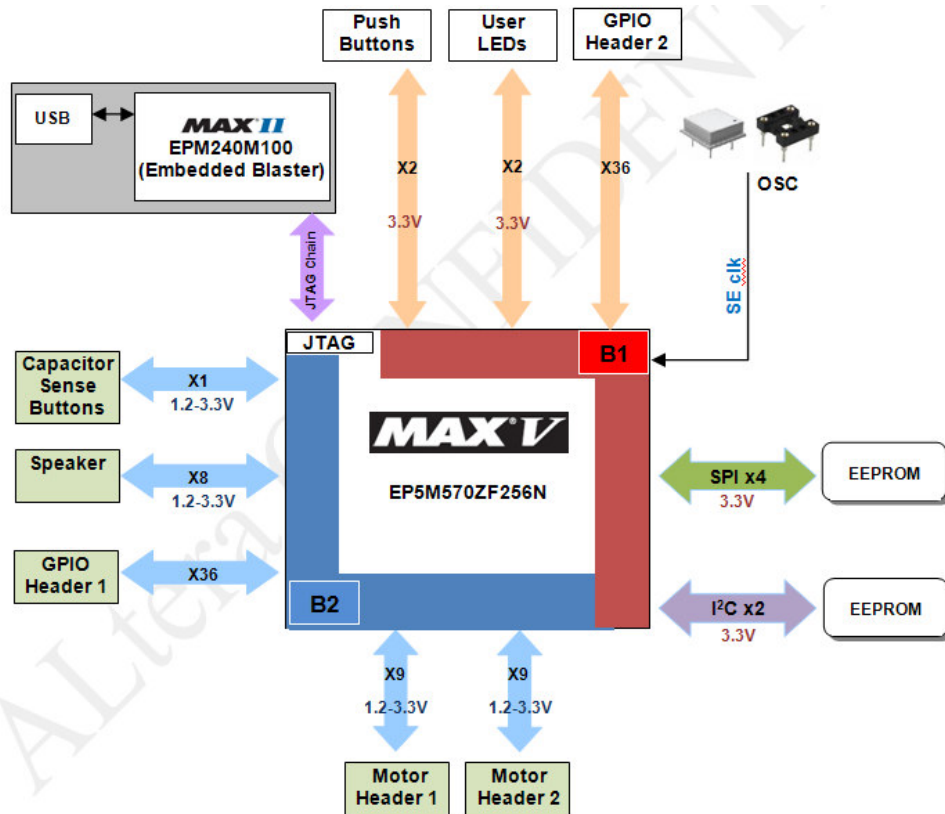


NOTES:

1. Project Drawing Numbers:
- Raw PCB: 100-0310902-B1
 - Gerber Files: 110-0310902-B1
 - PCB Design Files: 120-0310902-B1
 - Assembly Drawing: 130-0310902-B1
 - Fab Drawing: 140-0310902-B1
 - Schematic Drawing: 150-0310902-B1
 - PCB Film: 160-0310902-B1
 - Bill of Materials: 170-0310902-B1
 - Schematic Design Files: 180-0310902-B1
 - Functional Specification: 210-0310902-B1
 - PCB Layout Guidelines: 220-0310902-B1
 - Assembly Rework: 320-0310902-B1

MAX V CPLD Development Kit Board



REV	DATE	PAGES	DESCRIPTION
A	24/08/2010	All	Rev A Release
B	28/09/2010	3	Rev B Release, LVDS Pair Swap

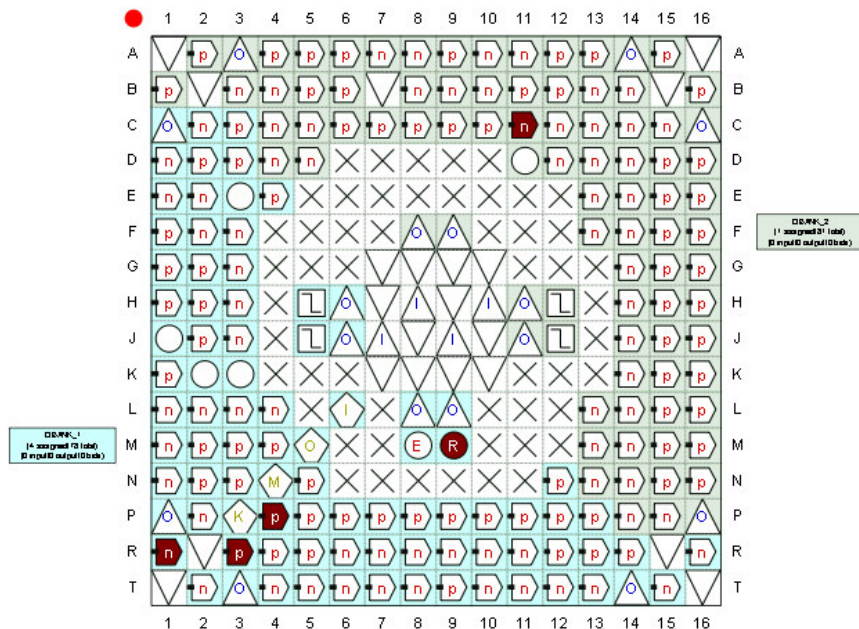
PAGE	DESCRIPTION
1	Title, Notes, Block Diagram, Revision History
2	CPLD Package Top
3	MAX V
4	EEPROMs, GPIO Header
5	LEDs, PBs, Speaker, Motor
6	EPM240 Embedded USB Blaster
7	Power Regulator
8	
9	
10	
11	
12	
13	
14	
15	
16	
17	
18	
19	
20	
21	
22	
23	
24	
25	
26	
27	
28	
29	



Altera Corporation, Plot 6, Bayan Lepas Technoplex, 11900 Penang		
Title: MAX V CPLD Development Kit Board		
Copyright (c) 2010, Altera Corporation. All Rights Reserved.		
Size B	Document Number: 150-0310902-B1 (6XX-43366R)	Rev 0.1
Date: Monday, November 08, 2010	Sheet 1	of 7

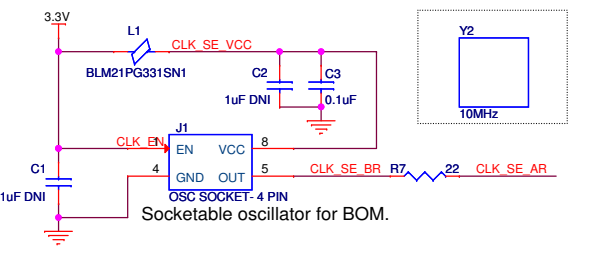
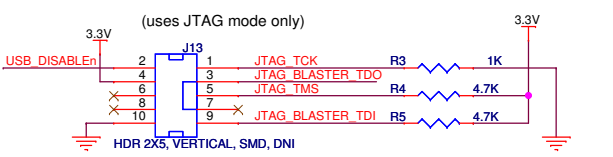
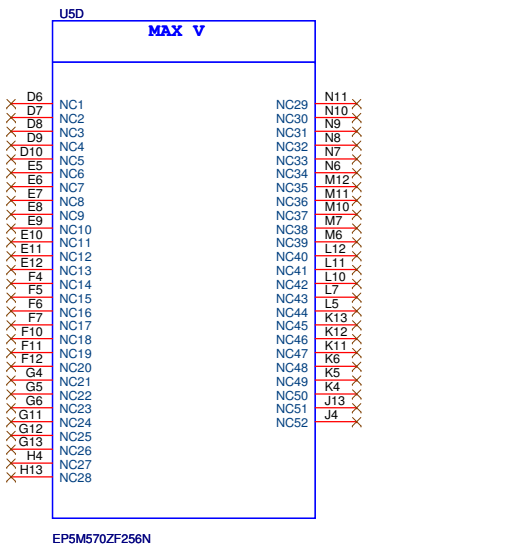
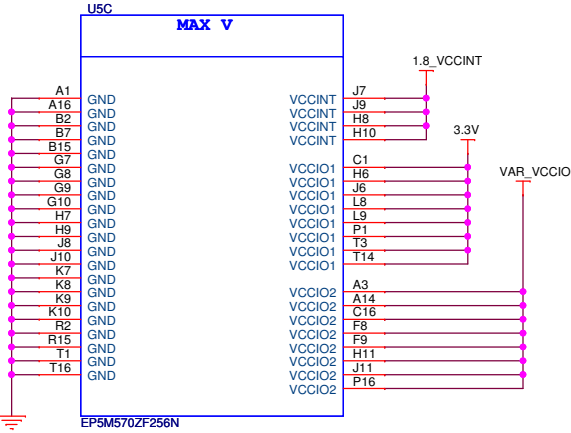
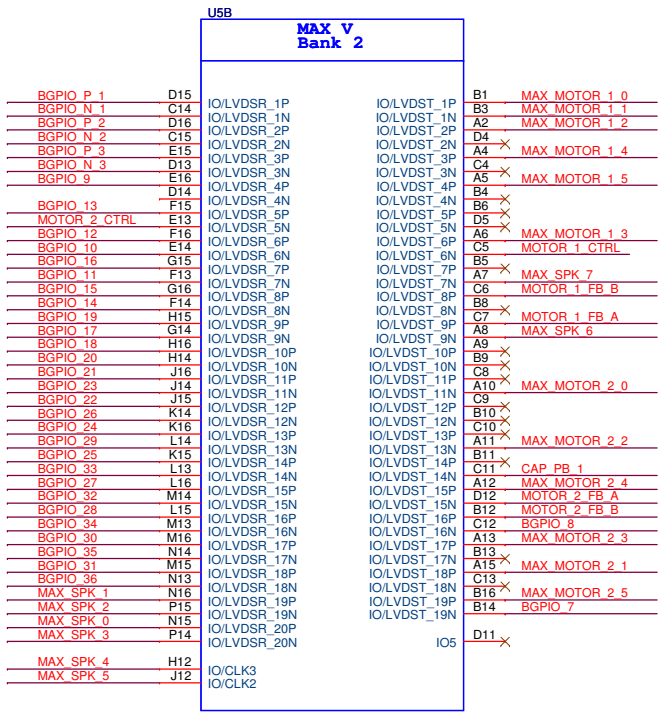
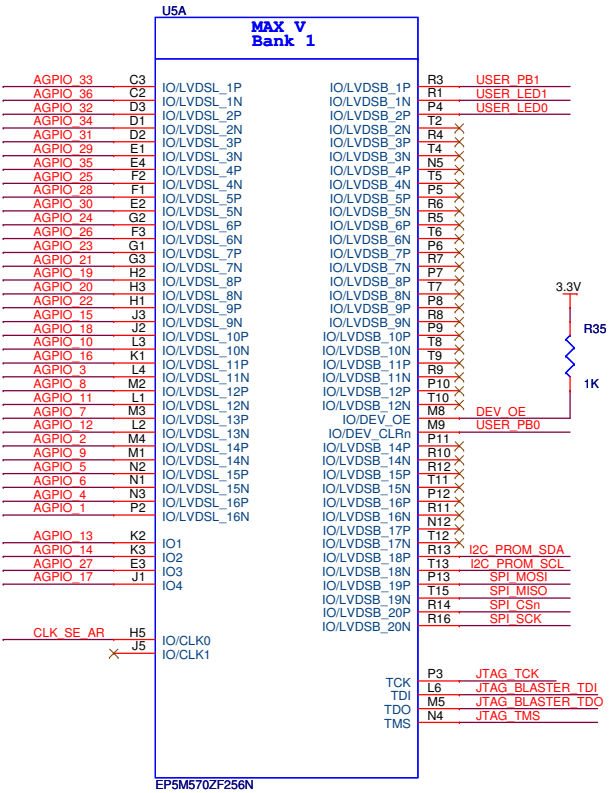
CPLD Package Top View

Top View - Wire Bond
MAX V - 5M570ZF256C5

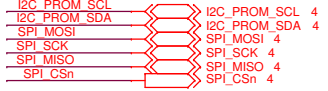


Altera Corporation, Plot 6, Bayan Lepas Technoplex, 11900 Penang		
Title MAX V CPLD Development Kit Board		
Copyright (c) 2010, Altera Corporation. All Rights Reserved.		
Size B	Document Number 150-0310902-B1 (6XX-43366R)	Rev 0.1
Date: Saturday, January 22, 2011	Sheet 2	of 7

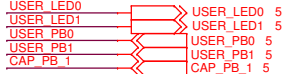
MAX V



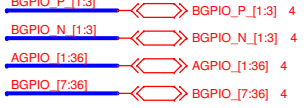
EEPROM



LED, PB



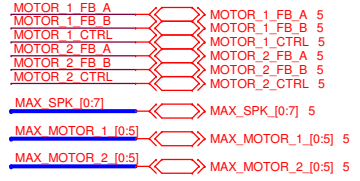
GPIO HEADER



USB BLASTER INTERFACE



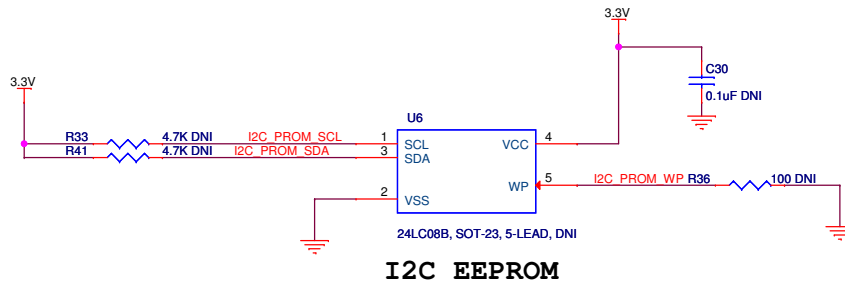
SPK, MOTOR HEADER



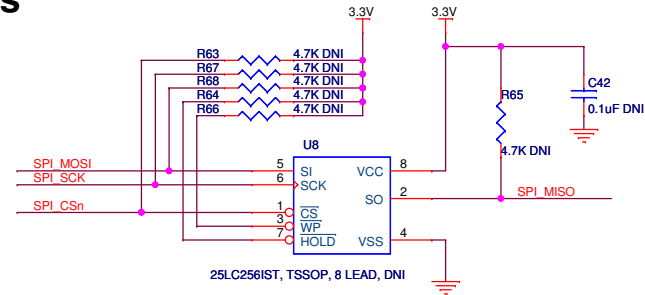
Altera Corporation, Plot 6, Bayan Lepas Technoplex, 11900 Penang

Title MAX V CPLD Development Kit Board		
Copyright (c) 2010, Altera Corporation. All Rights Reserved.		
Size B	Document Number 150-0310902-B1 (6XX-43366R)	Rev 0.1
Date:	Monday, November 08, 2010	Sheet 3 of 7

EEPROMs

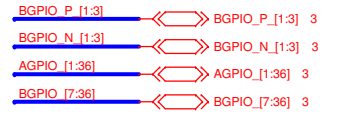


I2C EEPROM

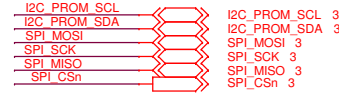


SPI EEPROM

GPIO HEADER

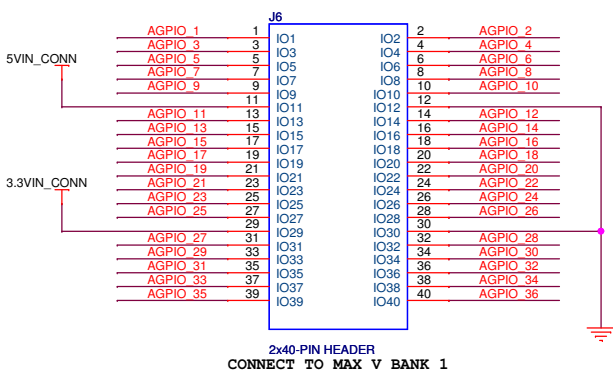


EEPROM



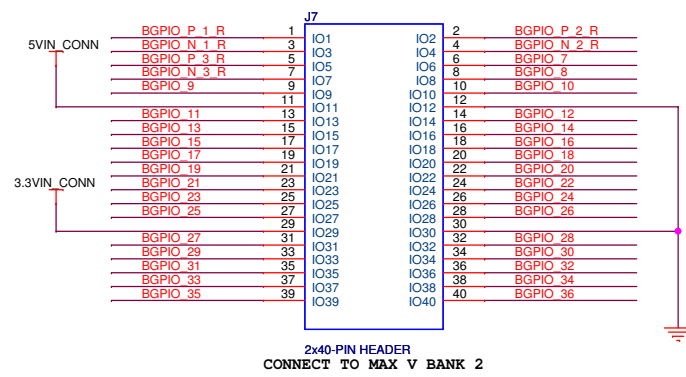
GPIO Header

Connector A



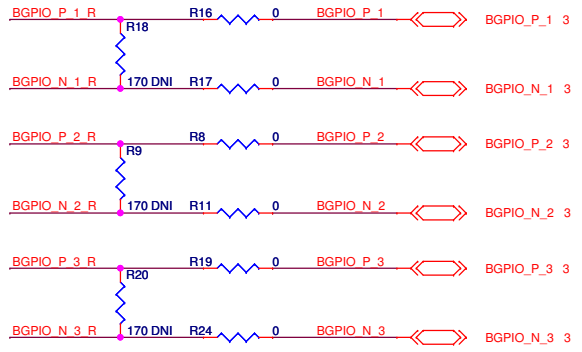
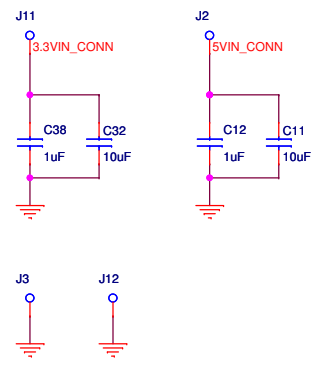
2x40-PIN HEADER
CONNECT TO MAX V BANK 1

Connector B



2x40-PIN HEADER
CONNECT TO MAX V BANK 2

Power Point For GPIO Connectors



Resistor Stuff Option To Support Different Protocol

Reference Designator	Support LVDS	Support single-ended I/O
R8, R11, R16, R17, R19, R24	120 ohm	0 ohm
R9, R18, R20	170 ohm	Do Not Insert



Altera Corporation, Plot 6, Bayan Lepas Technoplex, 11900 Penang

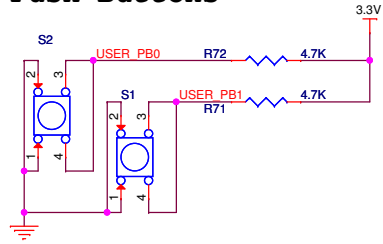
Title: **MAX V CPLD Development Kit Board**
Copyright (c) 2010, Altera Corporation. All Rights Reserved.

Size: B
Document Number: **150-0310902-B1 (6XX-43366R)**
Rev: 0.1

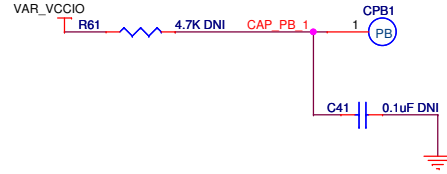
Date: Monday, November 08, 2010 Sheet 4 of 7

Capacitor Sense Button, Push Buttons, LEDs

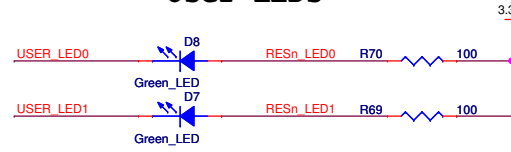
Push Buttons



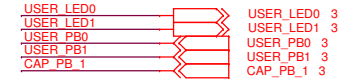
Capacitor Sense Button



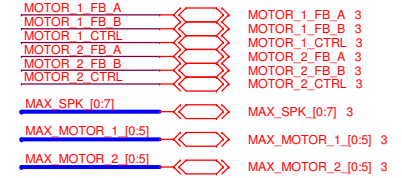
User LEDs



LED, PB

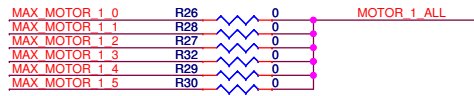
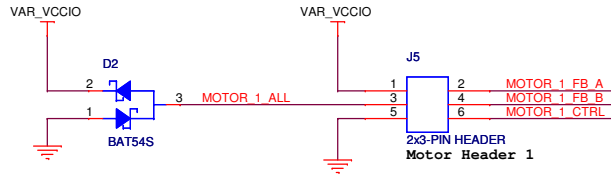


SPK, MOTOR HEADER

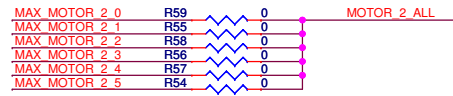
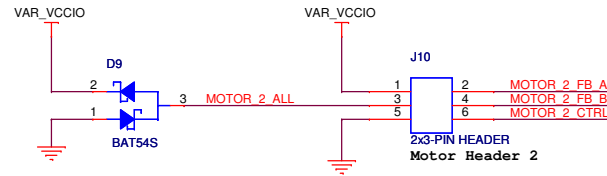


Motor Headers, Speaker Header

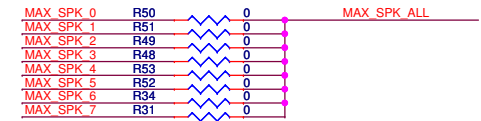
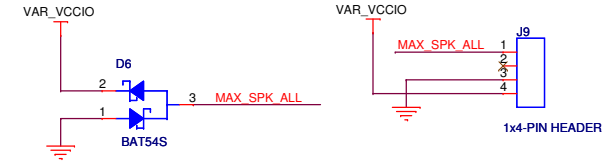
Motor Header 1



Motor Header 2

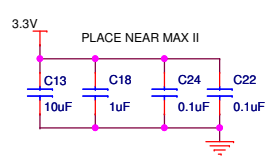
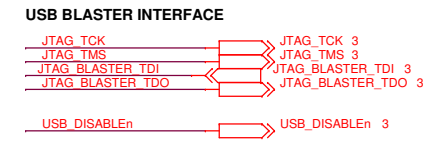
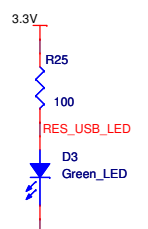
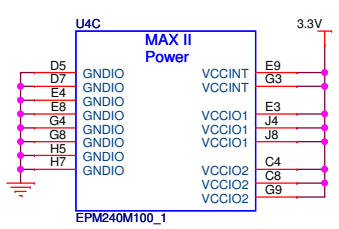
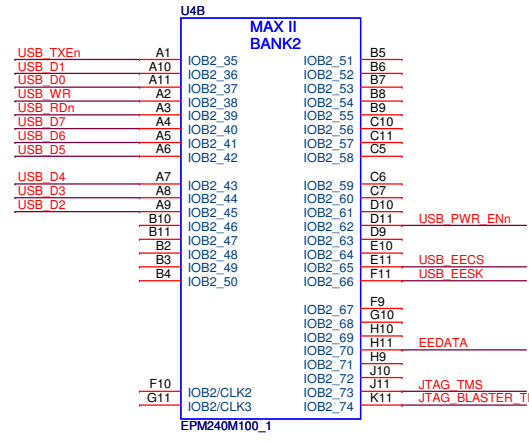
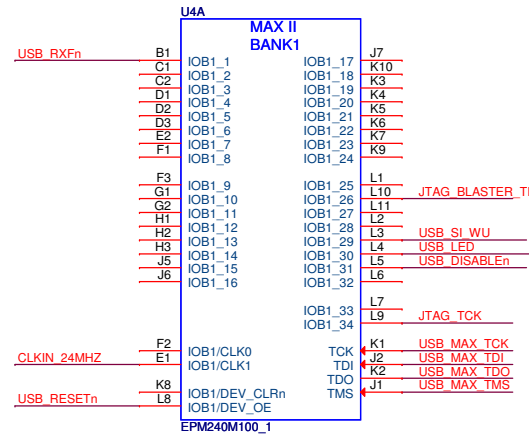
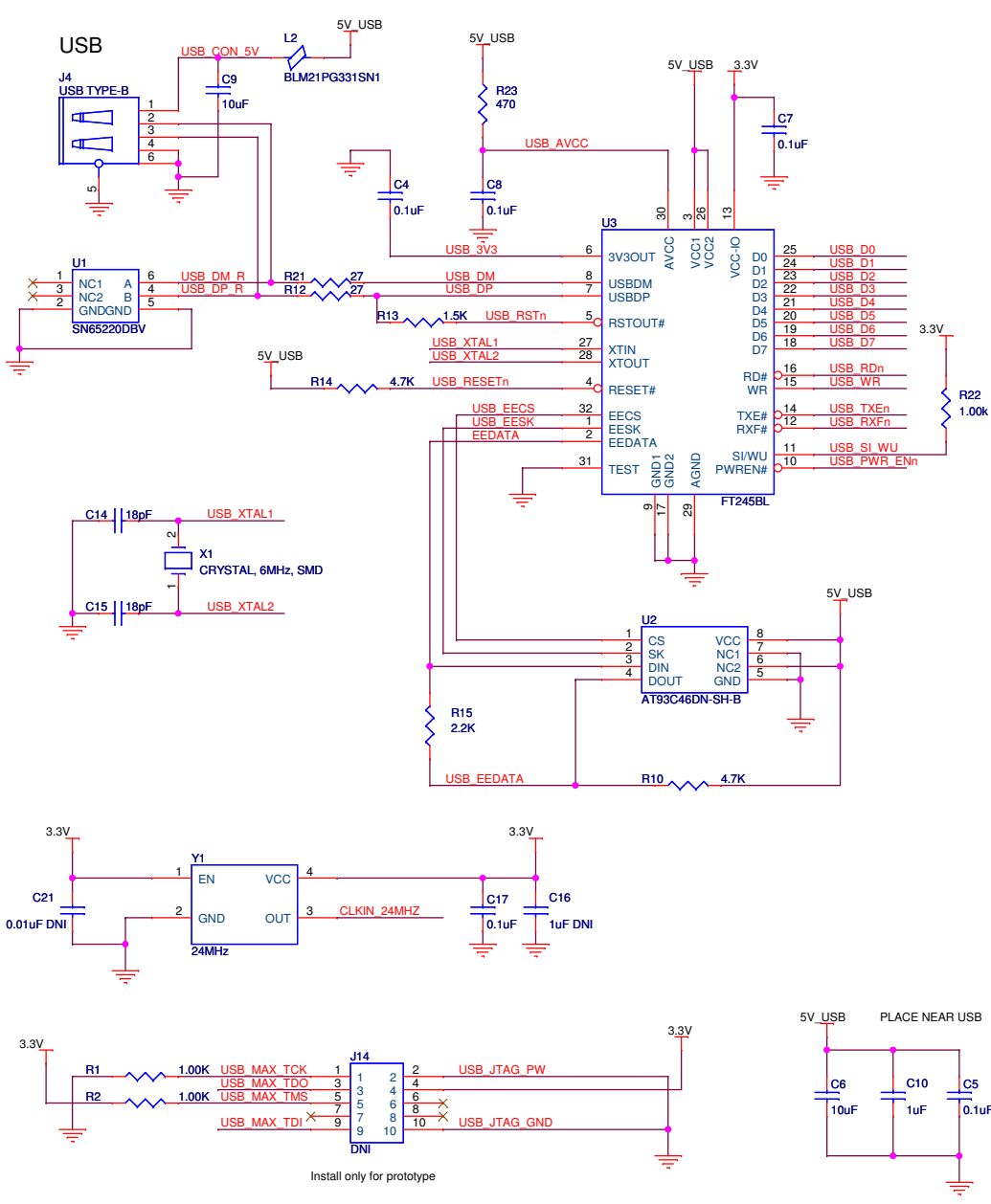


Speaker Header



Altera Corporation, Plot 6, Bayan Lepas Technoplex, 11900 Penang		
Title	MAX V CPLD Development Kit Board	
	Copyright (c) 2010, Altera Corporation. All Rights Reserved.	
Size	Document Number	Rev
B	150-0310902-B1 (6XX-43366R)	0.1
Date:	Monday, November 08, 2010	Sheet 5 of 7

Embedded USB Blaster



Altera Corporation, Plot 6, Bayan Lepas Technoplex, 11900 Penang	
Title MAX V CPLD Development Kit Board	
Copyright (c) 2010, Altera Corporation. All Rights Reserved.	
Size B	Document Number 150-0310902-B1 (6XX-43366R)
Date: Monday, November 08, 2010	Rev 0.1
Sheet 6	of 7

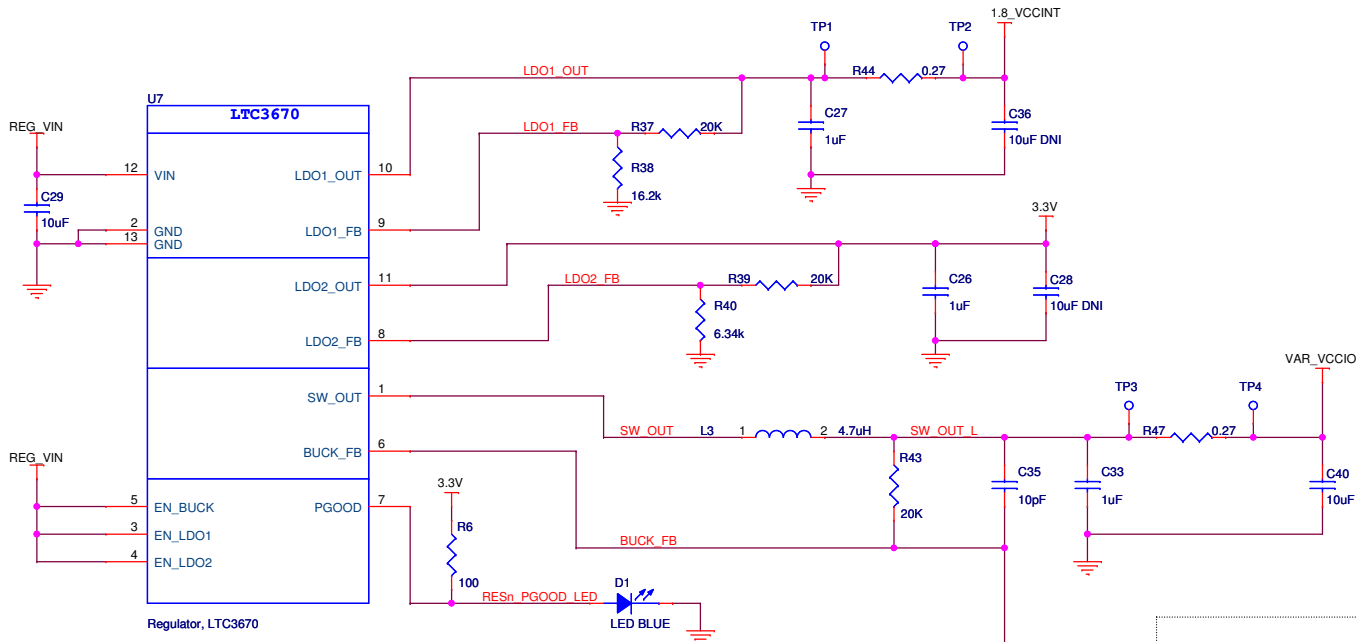


Install only for prototype

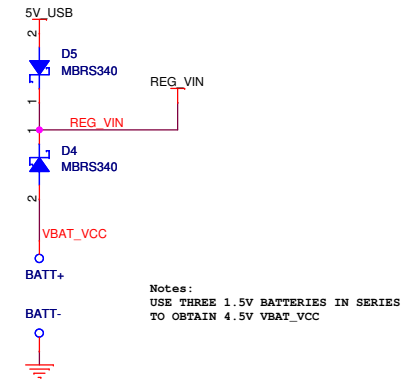
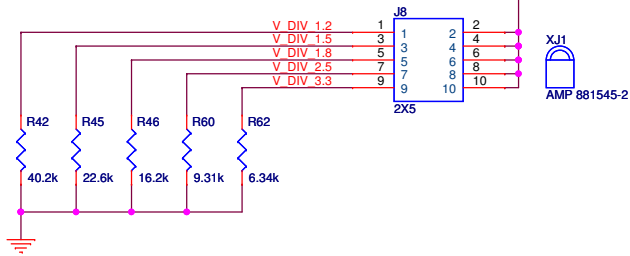
PLACE NEAR USB

PLACE NEAR MAX II

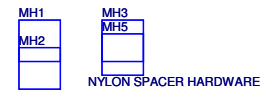
Power - 3.3V, 1.8V and Variable I/O Voltage Output



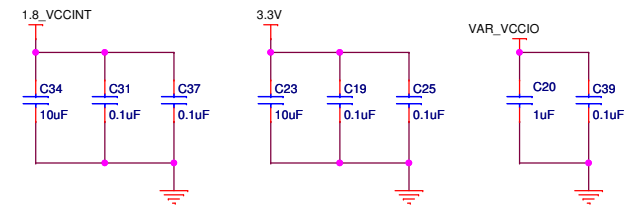
VAR_VCCIO Voltage Output Selection	
Pin 9-10 =>	6.34k = 3.3v output
Pin 7-8 =>	9.31k = 2.5v output
Pin 5-6 =>	16.2k = 1.8v output
Pin 3-4 =>	22.6k = 1.5v output
Pin 1-2 =>	40.2k = 1.2v output



StandOff



Decoupling Capacitors



Altera Corporation, Plot 6, Bayan Lepas Technoplex, 11900 Penang		
Title	MAX V CPLD Development Kit Board	
	Copyright (c) 2010, Altera Corporation. All Rights Reserved.	
Size	Document Number	Rev
B	150-0310902-B1 (6XX-43366R)	0.1
Date:	Monday, November 08, 2010	Sheet 7 of 7